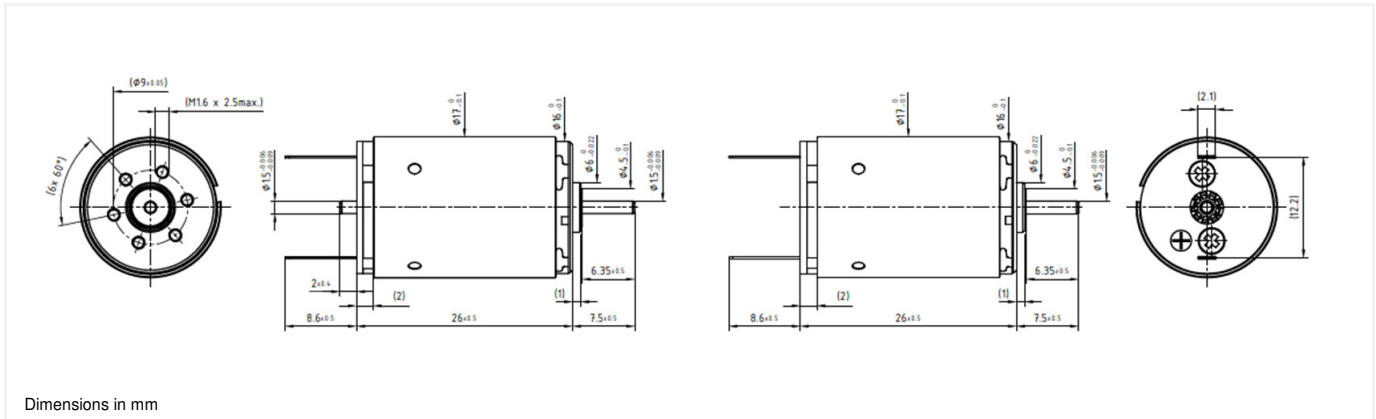


17DCT Athlonix™

Graphite-Copper commutation

Ø17mm

5.88 mNm

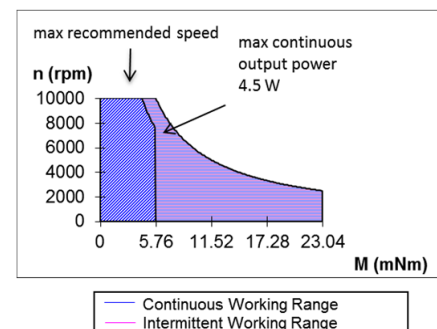


Dimensions in mm

17DCT 26G1/G2 \*\*\*\* .\*

Electrical Data	****	216P	211P	209P	208P	207P	
1 Nominal Voltage	V	3	6	9	12	15	Volt
2 No-Load Speed	$n_0$	7657	7690	7498	8011	8206	rpm
3 No-Load Current	$I_0$	92.6	46.3	30.1	24.1	19.7	mA
4 Terminal Resistance	R	1.0	3.4	7.8	12.2	18.7	Ω
5 Output Power	$P_{2max.}$	4.1	4.5	4.5	4.5	4.4	W
6 Stall Torque	mNm	10.8 (1.53)	12.57 (1.79)	12.61 (1.79)	13.43 (1.91)	13.3 (1.89)	mNm (oz-in)
7 Efficiency	$\eta_{max.}$	68	70	70	71	71	%
8 Max Continuous Speed	$n_e max.$	10000	10000	10000	10000	10000	rpm
9 Max Continuous Torque	$M_e max.$	5.25 (0.75)	5.68 (0.81)	5.77 (0.82)	5.76 (0.82)	5.65 (0.81)	mNm (oz-in)
10 Max Continuous Current	$I_e max.$	5.25	5.68	5.77	5.76	5.65	A
11 Back-EMF Constant	$k_E$	0.38	0.76	1.17	1.46	1.78	mV/rpm
12 Torque Constant	$k_M$	3.63	7.26	11.16	13.96	17.03	mNm/A
13 Motor Regulation	$R/k^2$	74.24	64.05	62.25	62.43	64.59	10 <sup>3</sup> /Nms
14 Friction Torque	$T_F$	0.3 (0.05)	0.3 (0.05)	0.3 (0.05)	0.3 (0.05)	0.3 (0.05)	mNm (oz-in)
15 Mechanical Time Constant	$\tau_m$	7.81	6.61	6.38	6.32	6.28	ms
16 Rotor Inertia	J	1.05	1.03	1.02	1.01	0.97	g.cm <sup>2</sup>
<b>General Data</b>							
17 Thermal Resistance (rotor/body)	$R_{th1} / R_{th2}$	6/25				°C/W	
18 Thermal Time Constant (rotor/stator)	$t_{w1}/t_{w2}$	12/250				S	
19 Operating Temperature Range:	$t_{w1}/t_{w2}$	-30°C to 85°C (-22°F to 185°F)				°C (°F)	
	rotor	100°C (212°F)				°C (°F)	
20 Shaft Load Max.:		With sleeve bearings					
(5mm from bearing)	-radial	1.5 (5.39)				N (oz)	
	-axial	100 (359.6)				N (oz)	
21 Shaft Play:	-radial	0.03 (0.0012)				mm (inch)	
	-axial	0.15 (0.0059)				mm (inch)	
22 Weight	g	27 (0.96)				g (oz)	

Execution Table			
Gearbox	Single Shaft	MR2	M Sense B
R16	1	2	Upon Request
B16	3	4	Upon Request
BA16	3	4	Upon Request



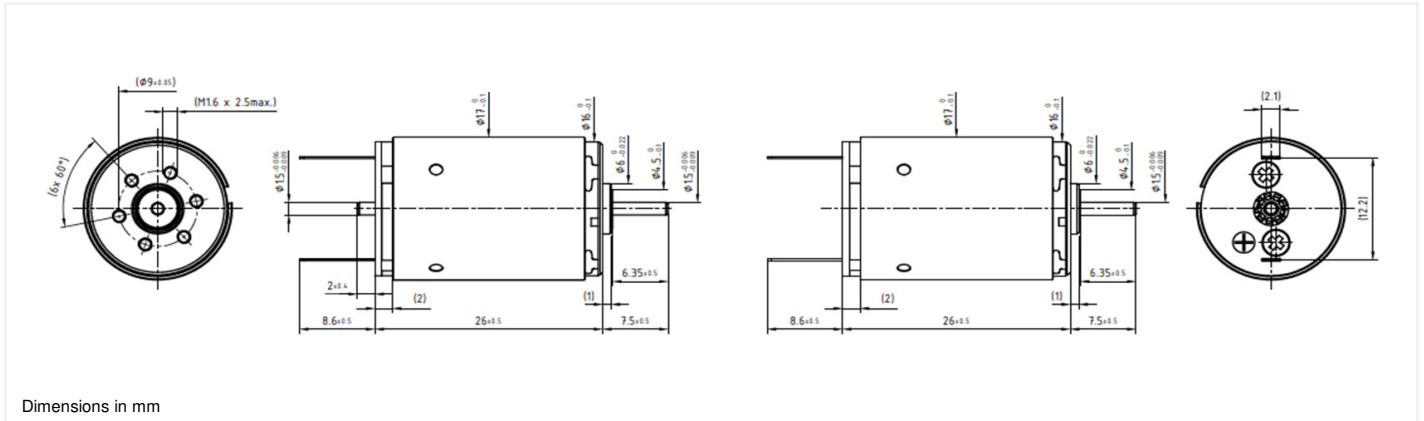
Note:  
 G1:standard commutation  
 G2:special commutation for double shaft version

17DCT Athlonix™

Graphite-Copper commutation

Ø17mm

5.88 mNm



Dimensions in mm

17DCT 26G1/G2 \*\*\*\* .\*

Electrical Data	****	209E	205P	107P	205E	
1 Nominal Voltage	V	18	24	36	48	Volt
2 No-Load Speed	$n_0$	7869	7628	9653	7988	rpm
3 No-Load Current	$I_0$	15.8	11.5	9.6	6.0	mA
4 Terminal Resistance	R	30.8	51.5	76.1	208.2	Ω
5 Output Power	$P_{2max}$	4.3	4.6	4.5	4.4	W
6 Stall Torque	mNm	12.07 (1.71)	13.33 (1.89)	16.16 (2.29)	12.55 (1.78)	mNm (oz-in)
7 Efficiency	$\eta_{max}$	70	71	73	70	%
8 Max Continuous Speed	$n_{e,max}$	10000	10000	10000	10000	rpm
9 Max Continuous Torque	$M_{e,max}$	5.49 (0.78)	5.88 (0.84)	5.75 (0.82)	5.56 (0.79)	mNm (oz-in)
10 Max Continuous Current	$I_{e,max}$	5.49	5.88	5.75	5.56	A
11 Back-EMF Constant	$k_E$	2.23	3.07	3.65	5.85	mV/rpm
12 Torque Constant	$k_M$	21.25	29.31	34.89	55.88	mNm/A
13 Motor Regulation	$R/k^2$	68.23	59.91	62.53	66.65	10 <sup>3</sup> /Nms
14 Friction Torque	$T_F$	0.3 (0.05)	0.3 (0.05)	0.3 (0.05)	0.3 (0.05)	mNm (oz-in)
15 Mechanical Time Constant	$\tau_m$	7.08	6.24	6.23	7.04	ms
16 Rotor Inertia	J	1.04	1.04	1.00	1.06	g.cm <sup>2</sup>
<b>General Data</b>						
17 Thermal Resistance (rotor/body)	$R_{th1} / R_{th2}$	6/25				°C/W
18 Thermal Time Constant (rotor/stator)	$t_{w1}/t_{w2}$	12/250				S
19 Operating Temperature Range:	$t_{w1}/t_{w2}$	-30°C to 85°C (-22°F to 185°F)				°C (°F)
	rotor	100°C (212°F)				°C (°F)
20 Shaft Load Max.:		With sleeve bearings				
(5mm from bearing)	-radial	1.5 (5.39)				N (oz)
	-axial	100 (359.6)				N (oz)
21 Shaft Play:	-radial	0.03 (0.0012)				mm (inch)
	-axial	0.15 (0.0059)				mm (inch)
22 Weight	g	27 (0.96)				g (oz)

Execution Table			
Gearbox	Single Shaft	MR2	M Sense B
R16	1	2	Upon Request
B16	3	4	Upon Request
BA16	3	4	Upon Request

Note:  
 G1:standard commutation  
 G2:special commutation for double shaft version

