



www.phytron.co.uk/MCC-2lin

MCC-2 LIN

Linear controller for two axes

The MCC-2 LIN, phytron's freely programmable dual axis stepper motor controller, is a compact stand-alone unit (CPU, Indexer and power stage) for 2 phase stepper motors providing up to 1.7 A_{PEAK} phase current.

Controllers in the MCC series have many inputs and outputs (digital and analogue) and encoder inputs for step position monitoring plus possibilities to connect limit switches all as standard.

Due to the variety of available host interfaces

(USB, Ethernet etc.), the MCC can be quickly and easily integrated into existing applications.

This controller is easy to program and can operate either directly (remote) via its bus or stand alone (local) with the program routines stored within.

Application

As a compact stand-alone device, it convinces especially in small experimental setups, machines and equipment, which can be dispensed in a PLC.

In Focus



Stand-alone



Integrated Driver



Digital



Analogue



EL. Isolated



Low Noises

- 2 axes stepper motor control unit with integrated power stages
- Use in EMC-sensitive applications possible
- Phase currents up to 1.7 A_{PEAK}
- Power supply 24 to 48 V_{DC}
- Step resolution 1/1 up to 1/256 step
- Host interfaces: USB, Ethernet, RS 485 or RS 232
- Interfaces:
 - 2 encoders
 - 2 analog inputs
 - 8 digital inputs and 8 outputs
 - 4 limit switches
 - 2 redundant designed enable inputs
- Programming in well-tried MiniLog format, acc. to DIN 66025 or in LabVIEW®
- LabVIEW® drivers for including the MCC in your LabVIEW® project
- Remote or local mode

Highlights



LabVIEW®



Stand-alone

Stand-alone

Once programmed the MCC-2 LIN can work without additional PC/controller.



Low Noises

Low Noises

Low noises operation for sensitive applications for medical and scientific applications.

LabVIEW®

LabVIEW® is a simulation software with a graphical interface. Use the VIs (Virtual Instruments) generated by phytron and integrate them in your LabVIEW® project. So you can easily control the MCC from your usual programming environment.

MiniLog-Comm®

MiniLog-Comm® is phytron's communication software running under WINDOWS® to facilitate programming of the stepper motor controller. It provides quick and easy generation of sequential programs.

MiniLog-Comm® software is delivered free with phytron controllers and offers additional functions for test mode, step by step control or single sequence command execution of a motor move, a motor status window and even a Motion Creator.

Control

Specification

Mechanical

Dimensions (W x H x D)	108 x 127 x 110 mm; 126 x 127 x 110 mm with attached USB converter or terminal adaptor
Weight	Approx. 1350 g
Mounting	Wall or rail mounting

Features

Stepper motors	Suitable for the control of 2 phase stepper motors with 4, (6) or 8 lead wiring
Supply voltage	Controller and motor: 24 to 48 V _{DC} ; Limit switches and outputs: 24 V _{DC}
Phase current	Up to 1.7 A _{PEAK}
Step resolution	1/1, 1/2, 1/4, 1/5, 1/8, 1/10, 1/20; for smoother motor rotation: 1/32, 1/64, 1/128 up to 1/256 step of a full step
Step frequency	40,000 steps/sec
Physical resolution	Approx. 51,200 positions per revolution (0.007°/step) with a 200 step motor. An encoder with a counter should be considered for very fine positioning.
Hardware error detection	<ul style="list-style-type: none"> • Short circuit (between phase and power supply; between both phases; within a motor against ground)) • Over temperature • Under voltage
Cable length	Motor: shielded: 50 m max. Signal: shielded: 100 m max.
Diagnostic LEDs	Ready, busy, ERROR
Operating mode	"Remote" - via bus; "Local" - stand-alone mode with sequence program

Interfaces

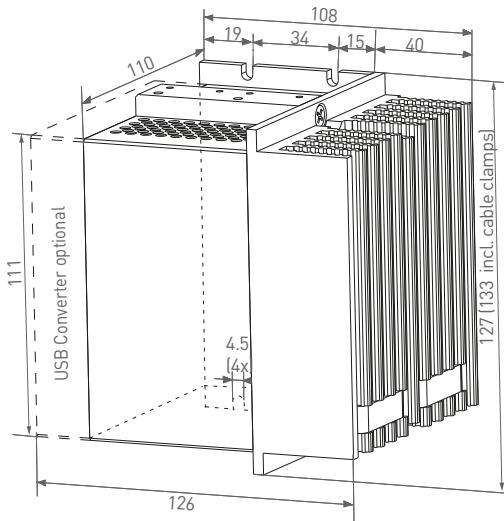
Analog outputs	2 x (A, B, C, D) for two 2 phase stepper motors
Digital outputs	8 digital outputs, overload-proof, each electrically isolated from power supply / 24 V power supply fed separately; the maximum load is 1 A on each output; 4 A for all outputs
Host interfaces	Optional: USB, Ethernet, RS 485, RS 232
Analog inputs	2 x 10 Bit AD converter e. g. for a joystick. The joystick power (5 V _{DC} ; 100 mA max.) is provided by the controller
Digital inputs	<ul style="list-style-type: none"> • 8 digital inputs, electrically isolated, 24 V input level • 4 limit switches: type PNP NCC or NOC • 2 encoders for optional differential incremental encoder or SSI absolute encoder; provided by the controller (5.3 V_{DC}, max. 200 mA) • 2 Motor Enable

Communication and Programming

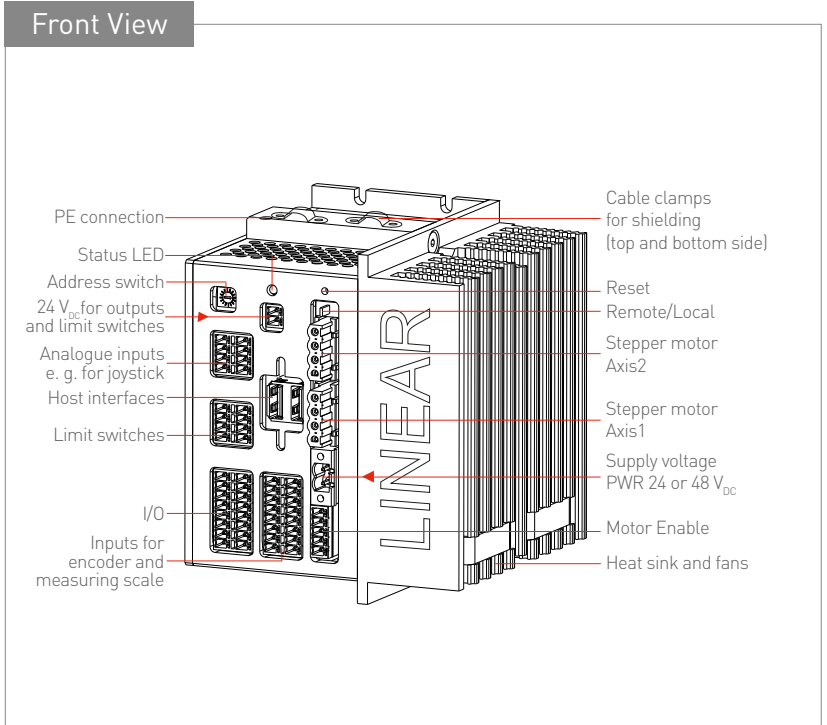
Programming	MiniLog format acc. to DIN 66025 – MiniLog-Comm® (included in delivery) – LabVIEW® VIs (included in delivery)
Memory	128 kB program memory

Operating Conditions

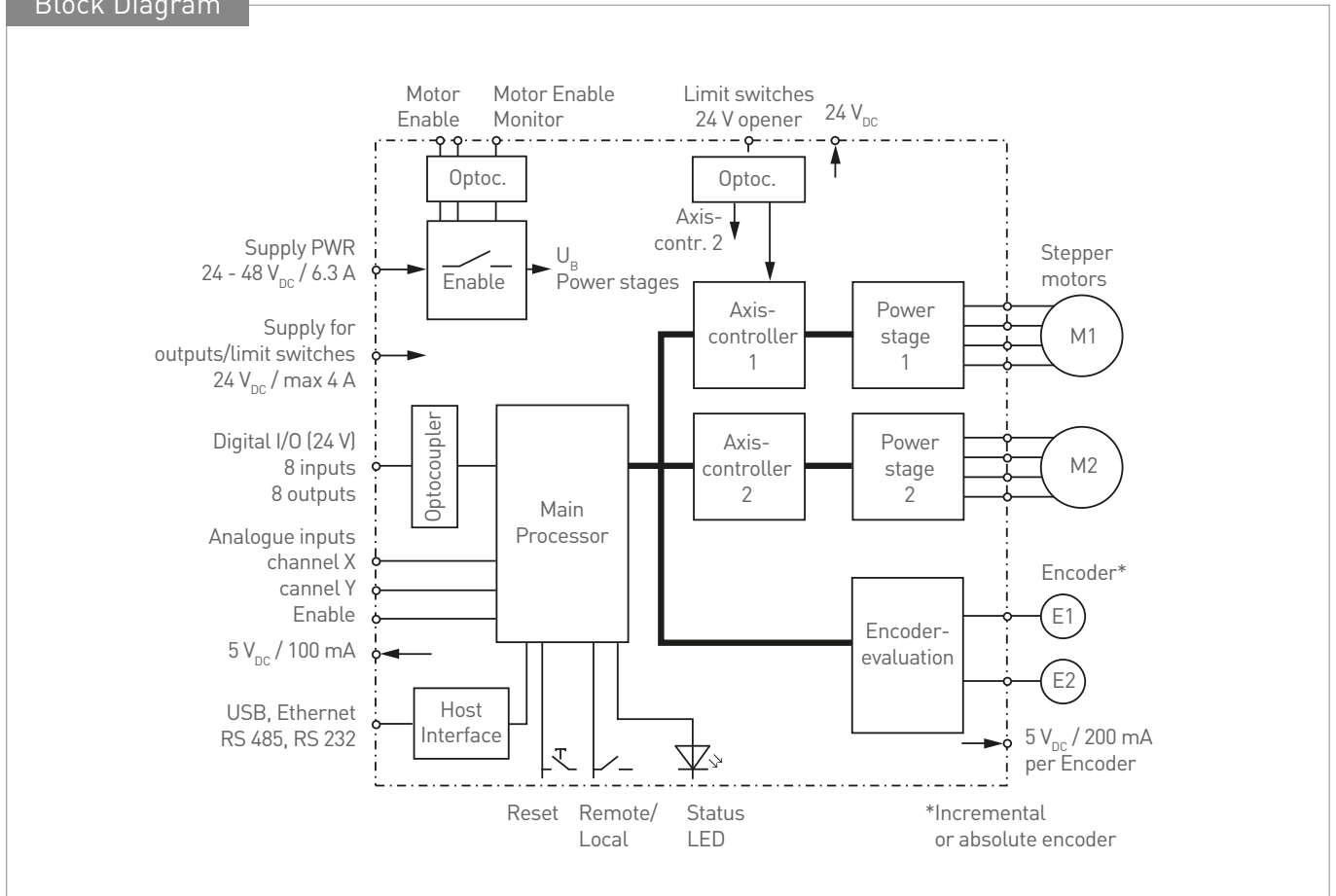
Temperatures	Operation: 5 to 50 °C; storage and transport: -10 to +85 °C
Degree of pollution	Level 2
Relative humidity	5 to 85 %, class 3K3 non-condensing
Protection class	IP 20
EMC immunity/ EMC emission	Acc. EN 61000-3-2 Acc. EN 61000-6-1, -3, -4 Acc. EN 6100-4-2...6, -11
Approval	CE



Dimensions in mm

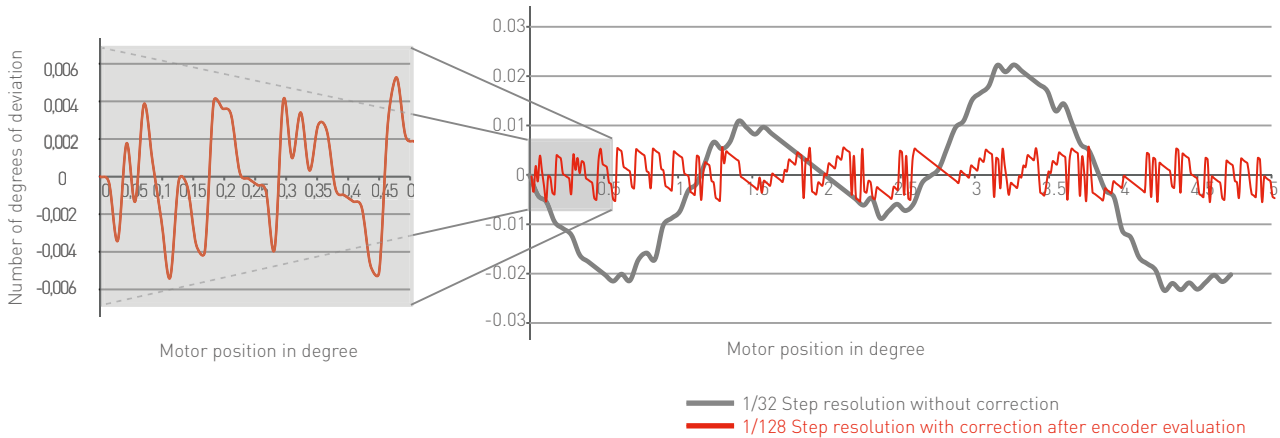


Block Diagram



Control

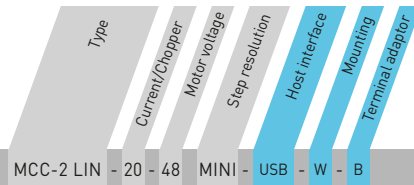
Positioning Accuracy



Extract at 1/128 step resolution

Ordering Code

The variable elements of the product are displayed in colour.



Ordering code MCC-2 LIN - 20 - 48 MINI - USB - W - B

Options

Host interface	USB ETH RS 485 RS 485-USB RS 232	USB port Ethernet port RS 485/4-wire port RS 485/4-wire + USB converter RS 232 port
Mounting	W H	Wall mounting With attached clip for DIN rail mounting
Adaptor	B	RS 232 adaptor for BT 5 operator terminal

Windows® is a trade mark of Microsoft.

LabVIEW® is a trade mark of National Instruments Corporation.

MiniLog-Comm® is a trade mark of Phytron-Elektronik GmbH.

Extent of Supply

- A CD-ROM with MiniLog-Comm® software, LabVIEW® VIs and USB driver
- Connector set

Optional Accessories

- Cable assembly
- Power supply unit PS 5-48
- BT 5 operator terminal
- Mini USB-RS 485 converter

Phytron UK Ltd.

Mr. Carl Huntington
17 Kingsway, Caversham Park
Reading Berkshire, RG4 6RA

Great Britain

T +44-118-9462132 F +44-118-9473059