

4

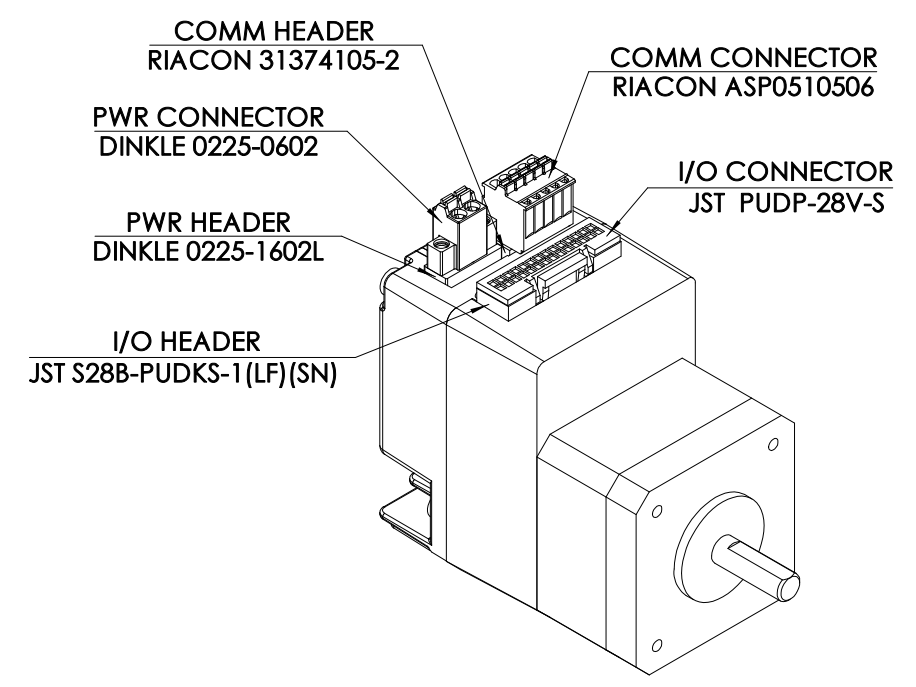
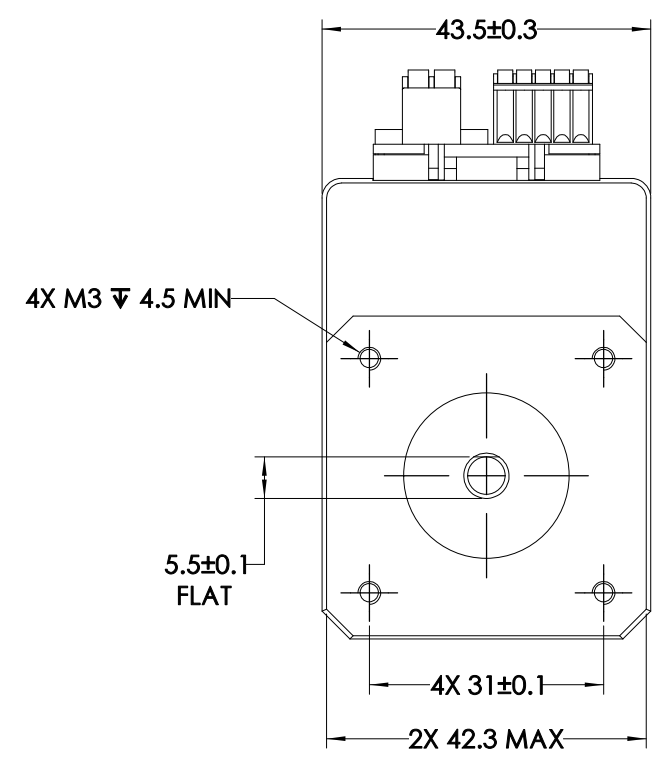
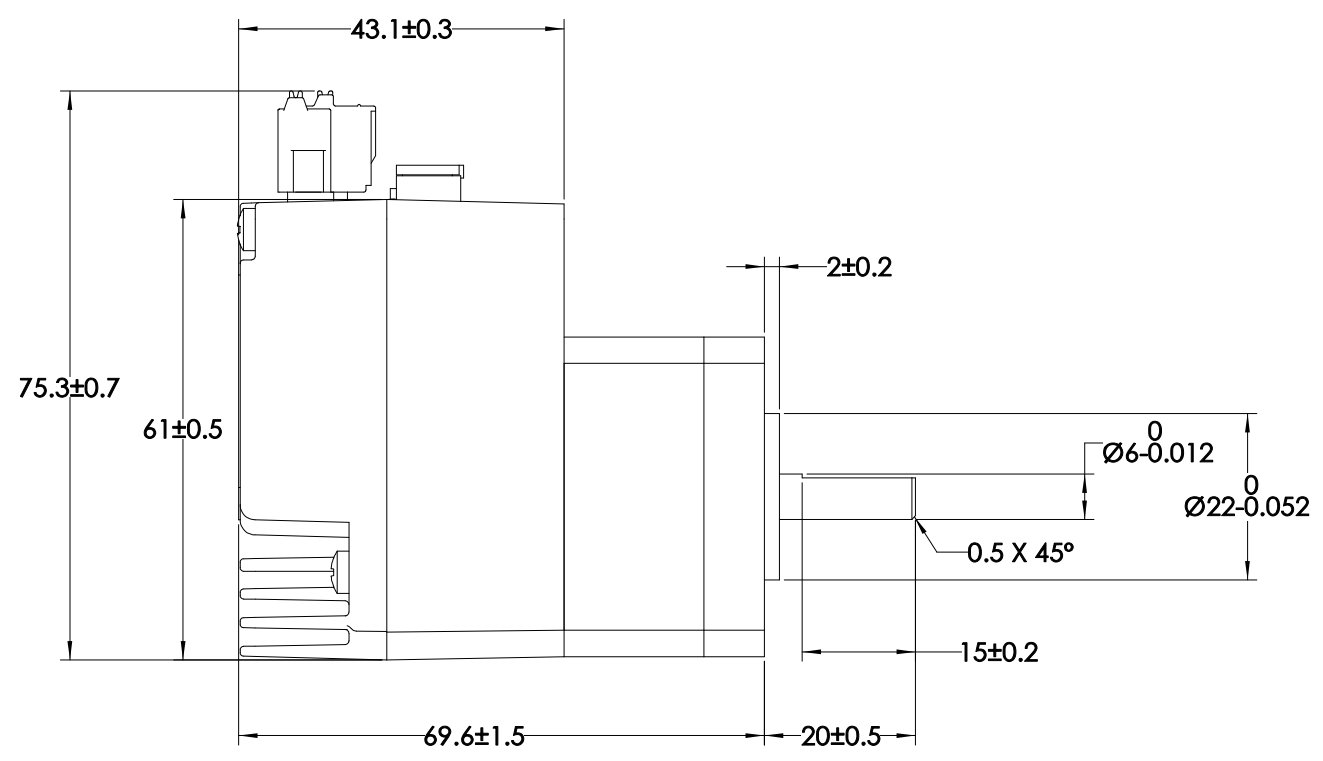
3

2

1

REVISIONS				
ECO #	REV.	DESCRIPTION	DATE	APPROVED
7135	A	INITIAL RELEASE	1/20/2015	J. KORDIK
8698	B	POWER CONNECTOR PART CHANGE, SPECS ADDED	8/9/2021	M. MARONEY

B



B

A

SPECIFICATIONS

INPUT VOLTAGE	12 TO 48 VDC	HOLDING TORQUE	0.3N · m
STEP ANGLE	1.8°	MAX AXIAL LOAD	3.8N [2]
STEP ACCURACY	±0.09°	MAX RADIAL LOAD	20N [2]
OPERATING TEMP	0 TO 40°C	RADIAL PLAY	0.02mm MAX (500gf RADIAL LOAD)
STORAGE TEMP	-20 TO 50°C	END PLAY	0.08mm MAX (500gf AXIAL LOAD)
TEMP RISE	80°C MAX	SHAFT RUNOUT	0.05mm T.I.R. MAX
ROTOR INERTIA	38g · cm <sup>2</sup>	WEIGHT	390g
IP RATING	IP20	APPROVALS	CE, RoHS

NOTES:

- REFER TO PRODUCT HARDWARE MANUAL ON APPLIED-MOTION.COM FOR MORE DETAILS.
- SHAFT LOADS FOR L<sub>10</sub> LIFE OF 20,000 HOURS AT 1000 RPM. RADIAL LOAD AT END OF SHAFT.

A

<p><b>Applied Motion Products</b> A MOONS' COMPANY</p> <p>PROPRIETARY AND CONFIDENTIAL</p> <p>THE INFORMATION CONTAINED IN THIS DRAWING IS THE SOLE PROPERTY OF APPLIED MOTION PRODUCTS. ANY REPRODUCTION IN PART OR AS A WHOLE WITHOUT THE WRITTEN PERMISSION OF APPLIED MOTION PRODUCTS IS PROHIBITED.</p>	THIRD ANGLE PROJECTION	NAME	DATE	<p>TITLE:</p> <p><b>INTEGRATED StepSERVO MOTOR</b></p>	
	UNLESS OTHERWISE SPECIFIED: DIMENSIONS ARE IN MILLIMETERS	DRAWN	Tang Jiadong		Jul 19, 2021
	TOLERANCES:	PRE.CHECK	Guo Wenxiang		Jul 19, 2021
	- ANGULAR: ± 0.5	PRE.APPROVAL	Wang Wei		Jul 19, 2021
	- ONE DECIMAL PLACE: ± 0.25	FIN.CHECK	Y. Lapnet		Aug 09, 2021
- TWO DECIMAL PLACES: ± 0.13	COMMENTS:				
MATERIAL				SIZE	
FINISH				DWG. NO.	
DO NOT SCALE DRAWING				REV	
				B	
				TSM17P-1AG	
				B	
				SCALE: 1:1	
				SHEET 1 OF 1	

4

3

2

1