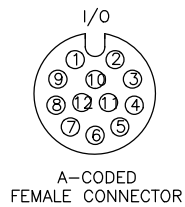


REVISIONS				
ECO NO.	REV	DESCRIPTION	DATE	APPROVED
8154	A	INITIAL RELEASE	2/21/19	L.LIU

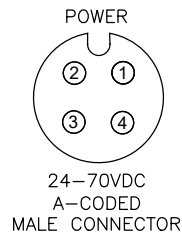
NOTES, UNLESS OTHERWISE SPECIFIED:  
 1 APPLY LABEL (P/N AND REV) WHERE SHOWN.

I/O CONNECTION CHART	
SIGNAL	PIN
I/O 1+	1
I/O 1-	3
I/O 2+	5
I/O 2-	8
I/O 3+	6
I/O 3-	4
I/O 4+	11
I/O 4-	12
5V 50ma	9
GND	2
Air	10
GND	7
SHIELD	METAL HOUSING



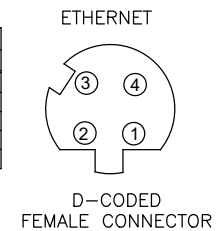
POWER CONNECTION CHART	
PIN	SIGNAL
1	DC+
2	DC-
3	DC+
4	DC-

MATING CABLE  
3004-277-xM



ETHERNET CONNECTION CHART	
PIN	SIGNAL
1	TX+
2	RX+
3	TX-
4	RX-
SHIELD	METAL HOUSING

MATING CABLE  
3004-280-xM



MATING CABLE  
3004-290-xM

TOLERANCES		THIRD ANGLE PROJECTION		APPLIED MOTION PRODUCTS, INC.	
DECIMALS: INCH [MM]				<b>INTEGRATED MOTOR</b>	
X.XXX = ±.005					
X.XX = ±.010 [0.13]		APPROVALS	DATE	B	DWG NO.
X.X = ±.020 [0.25]		DRAWN R. JONES	2/19/19		TXM24IP-3DX
ANGLES:		CHECKED			REV A
MACH. = ±.5°		APPROVED		SCALE: NONE	SHEET 1 OF 1
CHAM. = ±5°					