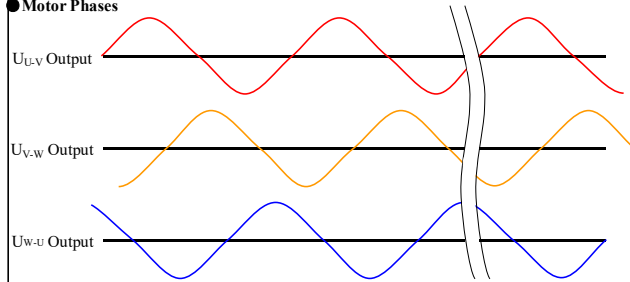


Motor Specifications

1	Drive Input from Power Supply		208~240VAC
2	Basic DC Bus Voltage	V (DC)	320V
3	Rated Output Power	Watts	200
4	Rated Speed	rpm	3000
5	Max. Mechanical Speed	rpm	6000
6	Rated Torque	Nm	0.64
7	Continuous Stall Torque	Nm	0.68
8	Peak Torque	Nm	1.9
9	Rated Current	A (rms)	1.5
10	Continuous Stall Current	A (rms)	1.5
11	Peak Current	A (rms)	5.4
12	Voltage Constant ±10%	V(rms)/K rpm	26.5
13	Torque Constant ±10%	Nm/A(rms)	0.427
14	Winding Resistance(Line-Line)±10%	Ohm @20°C	7.38
15	Winding Inductance(Line-Line)±20%	mH	22.5
16	Inertia	kg m ²	0.0000169
17	Thermal Resistance(mounted)	°C / W	1.46
18	Thermal Time Constant	Minutes	7 Min
19	Heat Sink Size(Iron)	mm	250×250×6
20	Shaft Load - Axial	N (max.)	70 N / 15 Lbf
21	Shaft Load - Radial(End of Shaft)	N (max.)	200N / 45 Lbf
22	Weight	kg	1.5 kg / 3.3 Lb
23	Approvals	cULus,CE,RoHS	
24	Encoder	17 bit,Battery-less Absolute Multi-turn Encoder(Fraba)	
25	Insulation Class	F (155°C)	
26	IP rating	IP65(except shaft through hole and cable end connector)	
27	Installation Location	Indoors, free from direct sunlight, corrosive gas, inflammable gas	
28	Ambient Temperature	Operating 0 to 40°C, Storage -20 to 80°C	
29	Ambient Humidity (max.)	85% (free from condensing)	
30	Altitude (max.)	1000 m	
31	Vibration Resistance	49 m/s ²	
32	Rotor Poles	10	

Shaft Load: (L₁₀ life, 20,000 hours, 2,000 RPM)

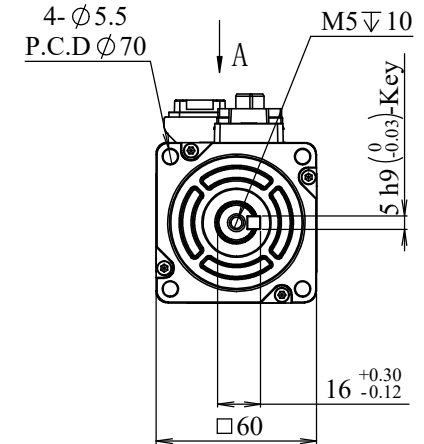
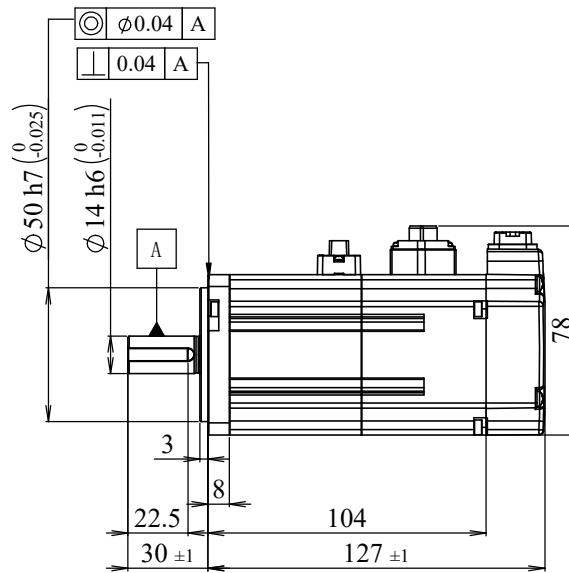
Motor Phases



All the timing logs are obtained in CCW rotation as viewed from front shaft.

Notes:

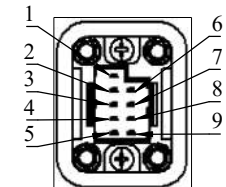
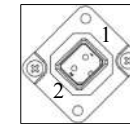
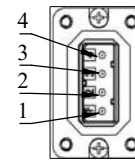
1. A shaft seal is shipped with motor, but not installed.
2. A KEY is shipped with motor, but not installed.



View A
Motor Power Connector:
DGFA4S-A2-00A(H)

View A
Brake Connector:
DGFAA2S-A1-00A(H)

View A
Encoder Connector:
DGFA9S-A1-02A(H)
Pin: DGFA-02A(H)



PIN#	Signal	PIN#	Signal	PIN#	1	2	3	4	5	6	7	8	9
1	FG	1	+24V	Signal	Shield	CLK+	CLK-	Data-	Data+	5V	n/c	GND	n/c
2	Phase U	2	0										
3	Phase V	Static Friction Torque											
4	Phase W												

Unit: mm	
First Angle Method	
Tolerances for linear and angular dimensions without individual tolerance indications	AO
GB/T 1804-m eqv ISO 2768-1:m	REV/Sign/Quantity
Geometrical tolerance for features without individual tolerance indications	ECN NO.
GB/T 1184-K eqv ISO 2768-2:K	Technology
	Audit
	Approve
UNLESS OTHERWISE SPECIFIED	Marketing Dep <input type="checkbox"/>

Preliminary	2023.06.13
Date	



SM3L-061ABBDV		
4611170000726		
Stage	Quality	Scale
D		1:2
Sheet		1 of 1

Shanghai AMP & MOONS' Automation Co.,Ltd

Item Number
S0032