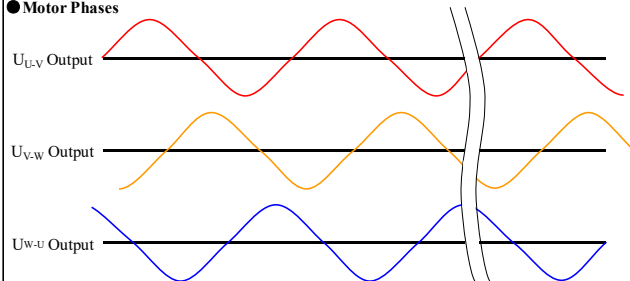


**Motor Specifications**

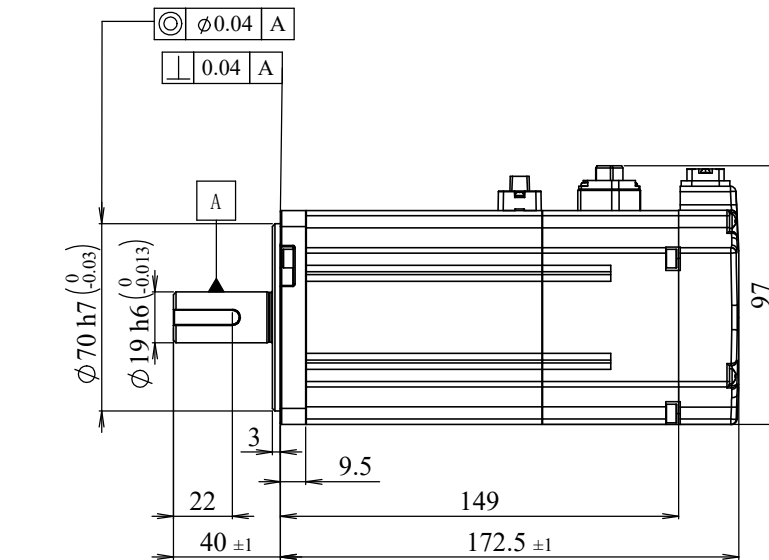
1	Drive Input from Power Supply		208~240V AC
2	Basic DC Bus Voltage	V (DC)	320V
3	Rated Output Power	Watts	1000
4	Rated Speed	rpm	3000
5	Max. Mechanical Speed	rpm	6000
6	Rated Torque	Nm	3.2
7	Continuous Stall Torque	Nm	3.75
8	Peak Torque	Nm	9.6
9	Rated Current	A (rms)	5.6
10	Continuous Stall Current	A (rms)	5.75
11	Peak Current	A (rms)	19
12	Voltage Constant ±10%	V(rms)/K rpm	36.65
13	Torque Constant ±10%	Nm/A(rms)	0.6306
14	Winding Resistance(Line-Line)±10%	Ohm @20°C	0.9099
15	Winding Inductance(Line-Line)±20%	mH	6.04
16	Inertia	kg m <sup>2</sup>	0.000101
17	Thermal Resistance(mounted)	°C / W	1.07
18	Thermal Time Constant	Minutes	19Min
19	Heat Sink Size(Iron)	mm	300×300×12
20	Shaft Load - Axial	N (max.)	90 N / 20 Lbf
21	Shaft Load - Radial(End of Shaft)	N (max.)	270N / 60 Lbf
22	Weight	kg	3.4 kg / 7.48 Lb
23	Approvals	cULus,CE,RoHS	
24	Encoder	17 bit,Battery-less Absolute Multi-turn Encoder(Fraba)	
25	Insulation Class	F (155°C)	
26	IP rating	IP65(except shaft through hole and cable end connector)	
27	Installation Location	Indoors, free from direct sunlight, corrosive gas, inflammable gas	
28	Ambient Temperature	Operating 0 to 40°C, Storage -20 to 80°C	
29	Ambient Humidity (max.)	85% (free from condensing)	
30	Altitude (max.)	1000 m	
31	Vibration Resistance	49 m/s <sup>2</sup>	
32	Rotor Poles	10	

Shaft Load: (L<sub>10</sub> life, 20,000 hours, 2,000 RPM)

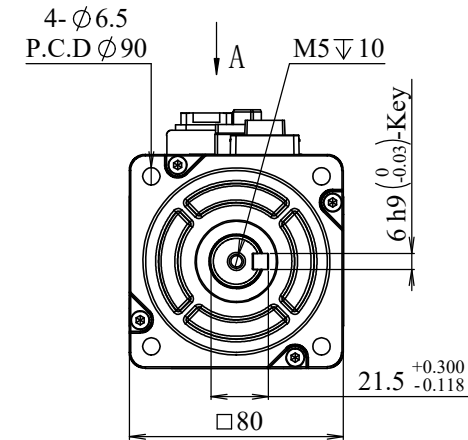
**Motor Phases**



All the timing logics are obtained in CCW rotation as viewed from front shaft.



View A

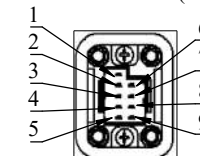
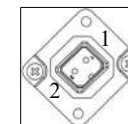
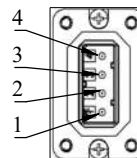


View A

Motor Power Connector:  
DGFA4S-A2-00A(H)

Brake Connector:  
DGFAA2S-A1-00A(H)

Encoder Connector:  
DGFA9S-A1-02A(H)  
Pin: DGFA-02A(H)



PIN#	Signal	PIN#	Signal	PIN#	1	2	3	4	5	6	7	8	9
1	FG	1	+24V	Signal	Shield	CLK+	CLK-	Data-	Data+	5V	n/c	GND	n/c
2	Phase U	2	0										
3	Phase V	Static Friction Torque	3.2N.m										
4	Phase W												

**Notes:**

- A shaft seal is shipped with motor, but not installed.
- A KEY is shipped with motor, but not installed.

Item Number  
S0033

Unit: mm First Angle Method		Preliminary		2023.06.13		 <b>MOONS'</b> <i>moving in better ways</i>		SM3L-084ABBDV				
Tolerances for linear and angular dimensions without individual tolerance indications GB/T 1804-m eqv ISO 2768-1:m	AO	REV	Sign	Quantity	ECN NO.			Date	Stage	Quality	Scale	
Geometrical tolerance for features without individual tolerance indications GB/T 1184-K eqv ISO 2768-2:K	Design	Technology		Audit		Sheet		1 of 1				
UNLESS OTHERWISE SPECIFIED	Check	Approve		Date		Shanghai AMP & MOONS' Automation Co.,Ltd						