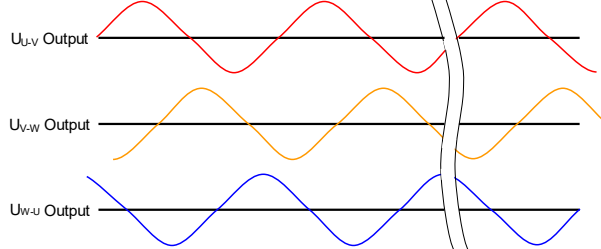


## Motor Specifications

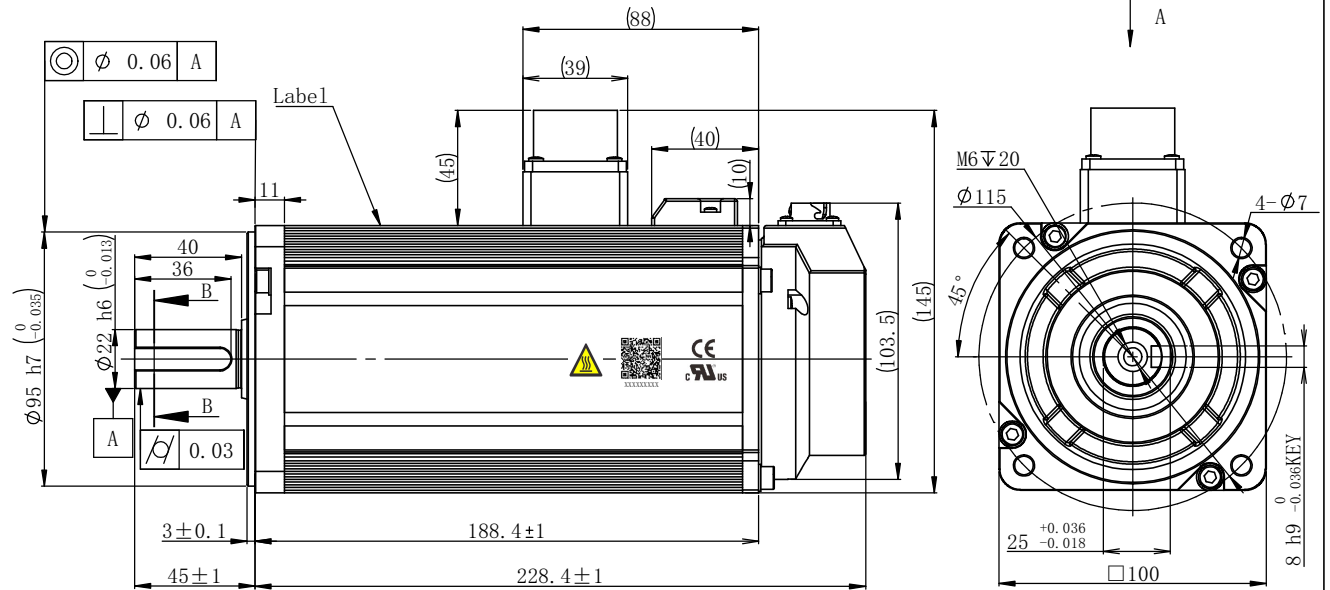
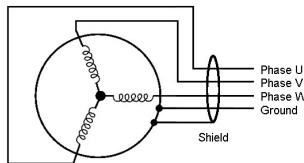
1	Typical Supply Voltages		208~240 VAC
2	Basic DC Bus Voltage	V (DC)	320
3	Rated Output Power	Watts	2500
4	Rated Speed	rpm	3000
5	Max. Mechanical Speed	rpm	5600
6	Rated Torque	Nm	8
7	Continuous Stall Torque	Nm	9.2
8	Peak Torque	Nm	24
9	Rated Current	A (rms)	13.8
10	Continuous Stall Current	A (rms)	15.9
11	Peak Current	A (rms)	48.6
12	Voltage Constant ±10%	V(rms)/K rpm	37.4
13	Torque Constant ±10%	Nm/A(rms)	0.61
14	Winding Resistance(Line-Line)±10%	Ohm @20°C	0.24
15	Winding Inductance(Line-Line)±20%	mH	3.16
16	Inertia	kg m <sup>2</sup>	0.000456
17	Thermal Resistance(mounted)	°C / W	1.04
18	Thermal Time Constant	Minutes	24
19	Heat Sink Size(Aluminum)	mm	300×300×12
20	Shaft Load - Axial	N (max.)	90 N / 20.2 Lbf
21	Shaft Load - Radial(End of Shaft)	N (max.)	270 N / 60.6 Lbf
22	Weight	kg	7.6kg / 16.7Lb
23	Approvals	CE, cULus,RoHS	
24	Encoder Resolution & Protocol	23bit Absolute Multi-turn Nikon Protocol	
25	Encoder Type	Optical	
26	Insulation Class	F (155°C)	
27	IP rating	IP65 (except shaft through hole and cable end conneter)	
28	Installation Location	Indoors, free from direct sunlight, corrosive gas, inflammable gas	
29	Ambient Temperature	Operating 0 to 40°C, Storage -20 to 80°C	
30	Ambient Humidity (max.)	85% (free from condensing)	
31	Altitude (max.)	1000 m	
32	Vibration Resistance	10-150Hz 45m/s <sup>2</sup>	
33	Rotor Poles	10	

Shaft Load: (L<sub>10</sub> life, 20,000 hours, 2,000 RPM)

### Motor Phases

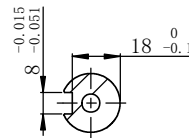


All the timing logics are obtained in CCW rotation as viewed from front shaft.

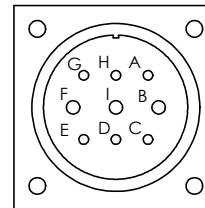


Motor Power Connector:  
Brake Connector:  
XMS3102A20-18S(EUMACX)

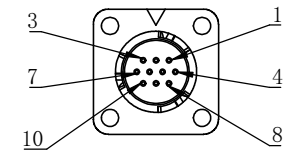
Encoder Connector:  
XM10-S10S-C(EUMACX)



B-B



View A



View A

Pin#	A	B	C	D	E
Signal	GND	W	+24V	0	N/C
Pin#	F	G	H	I	
Signal	U	N/C	N/C	V	

Static Friction Torque:8N.m

Pin#	1	2	3	4	5
Signal	5V	GND	SD-	SD+	Battery+
Pin#	6	7	8	9	10
Signal	Battery-	N/C	N/C	N/C	Shield

Item Number  
S0034

### Notes:

1. A shaft seal is shipped with motor, but not installed.
2. A KEY is shipped with motor, but not installed.

Unit: mm					
First Angle Method					
Tolerances for linear and angular dimensions without individual tolerance indications					
GB/T 1804-m eqv ISO 2768-1:m					
Geometrical tolerance for features without individual tolerance indications					
GB/T 1184-K eqv ISO 2768-2:K					
UNLESS OTHERWISE SPECIFIED					
Marketing Dept	<input type="checkbox"/>				



SM3L-105ATBUV

4611170001635

Stage Quality Scale

D 1:2

Sheet 1 of 1

Shanghai AMP & MOONS' Automation Co.,Ltd