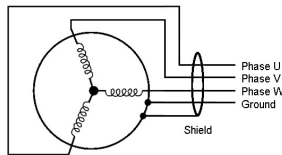
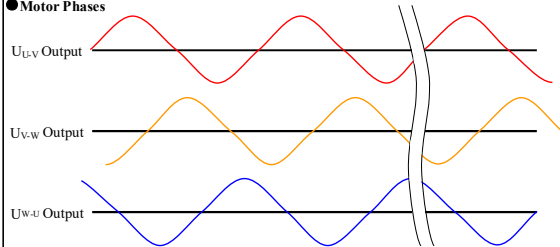


Motor Specifications

1	Drive Input from Power Supply		208~240VAC
2	Basic DC Bus Voltage	V (DC)	320V
3	Rated Output Power	Watts	2000
4	Rated Speed	rpm	2000
5	Max. Mechanical Speed	rpm	3000
6	Rated Torque	Nm	9.55
7	Continuous Stall Torque	Nm	12.6
8	Peak Torque	Nm	28.6
9	Rated Current	A (rms)	11
10	Continuous Stall Current	A (rms)	13.75
11	Peak Current	A (rms)	32.7
12	Voltage Constant ±10%	V(rms)/K rpm	55.5
13	Torque Constant ±10%	Nm/A(rms)	0.87
14	Winding Resistance(Line-Line)±10%	Ohm @20°C	0.46
15	Winding Inductance(Line-Line)±20%	mH	3.7
16	Inertia	kg m ²	0.00266
17	Thermal Resistance(mounted)	°C / W	1
18	Thermal Time Constant	Minutes	45 Min
19	Heat Sink Size(Iron)	mm	400×400×20
20	Shaft Load - Axial	N (max.)	396N /88.9 Lbf
21	Shaft Load - Radial(End of Shaft)	N (max.)	980 N / 220 Lbf
22	Weight	kg	11.4 kg /25.2 Lb
23	Approvals	cULus,CE,RoHS	
24	Encoder Resolution & Protocol	23bit Absolute Multi-turn Nikon Protocol	
25	Encoder Type	Optical	
26	Insulation Class	F (155°C)	
27	IP rating	IP65(except shaft through hole and cable end connector)	
28	Installation Location	Indoors, free from direct sunlight, corrosive gas, inflammable gas	
29	Ambient Temperature	Operating 0 to 40°C, Storage -20 to 80°C	
30	Ambient Humidity (max.)	85% (free from condensing)	
31	Altitude (max.)	1000 m	
32	Vibration Resistance	10-150Hz 49 m/s ²	
33	Rotor Poles	10	

Shaft Load: (L10 life, 20,000 hours, 2,000 RPM)

Motor Phases

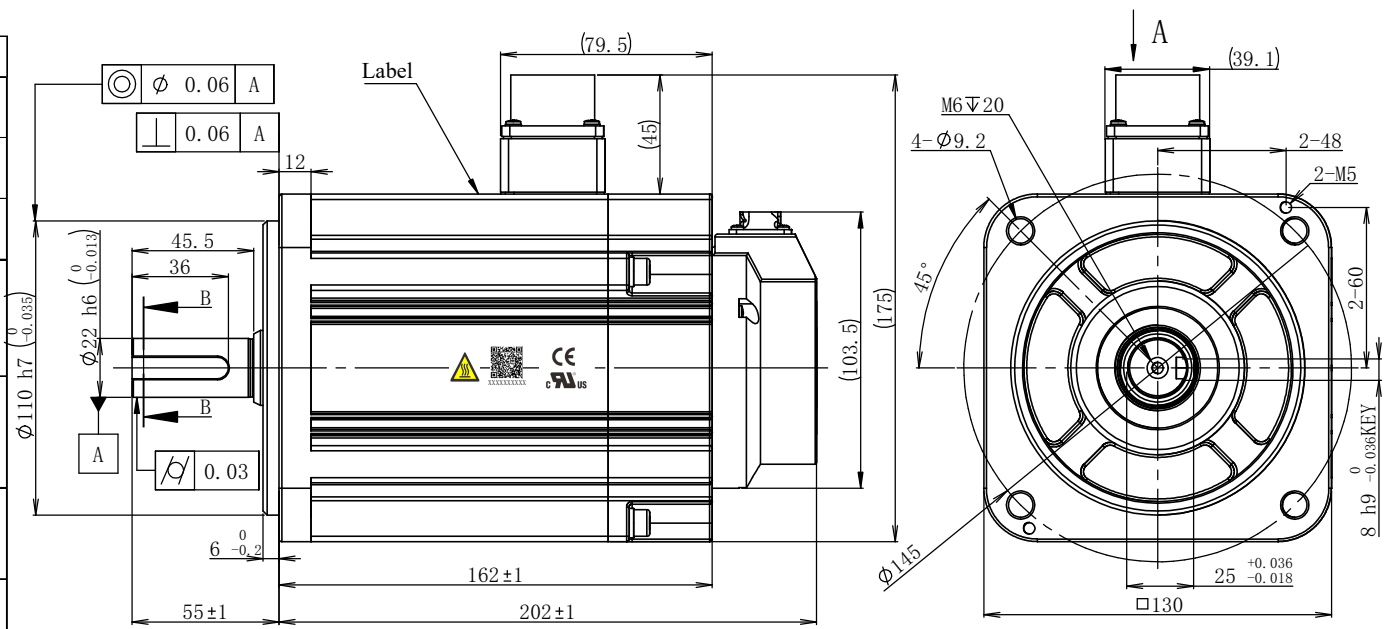


All the timing logics are obtained in CCW rotation as viewed from front shaft.

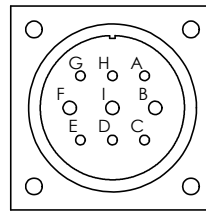
Notes:

1. A shaft seal is shipped with motor, but not installed.
2. A KEY is shipped with motor, but not installed.

Item Number
S0034



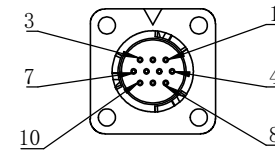
Motor Power Connector:
Brake Connector:
XMS3102A20-18S(EUMACX)



View A

Pin#	A	B	C	D	E
Signal	GND	W	+24V	0	N/C
Pin#	F	G	H	I	
Signal	U	N/C	N/C	V	

Encoder Connector:
XM10-S10S-C(EUMACX)



View A

Pin#	1	2	3	4	5
Signal	5V	GND	SD-	SD+	Battery+
Pin#	6	7	8	9	10
Signal	Battery-	N/C	N/C	N/C	Shield

Static Friction Torque:14.3N.m

Unit: mm					
First Angle Method					
Tolerances for linear and angular dimensions without individual tolerance indications					
GB/T 1804-m eqv ISO 2768-1:m					
Geometrical tolerance for features without individual tolerance indications					
GB/T 1184-K eqv ISO 2768-2:K					
UNLESS OTHERWISE SPECIFIED					



SM3M-134ATBUV		
4611170001587		
Stage	Quality	Scale
D		1:2
Sheet	1 of 1	

Shanghai AMP & MOONS' Automation Co.,Ltd